

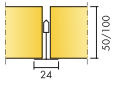
ECOPHON INDUSTRY™ MODUS

A functional ceiling for optimal sound absorption in all types of industrial premises, where different sizes and installation methods are required. Ecophon Industry™ Modus can be installed in exposed grid systems or directly to the soffit with screw and washer. Industry™ Modus is available in four colors: Natural, white, black and grey.

Smaller aesthetical deviations between the tiles may occur. These deviations do not have any impact on the functionality of the system.




Ecophon Industry™ Modus




SYSTEM RANGE

Size, mm	1200x600	1200x1200	1200x1200
Direct	•	•	•
T24	•	•	•
Thickness	50	50	100
Inst. Diagr.	M22, M23, M44, M444	M22, M23, M44, M444	M22, M23, M44, M444




Industry Modus tile.



Section of Industry Modus system.



Section of Industry Modus TAL system.



Section of Industry Modus S system.

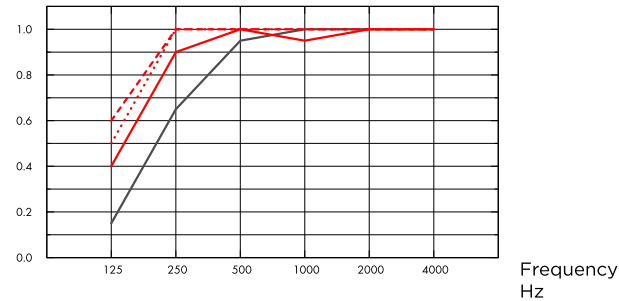


ACOUSTIC

Sound Absorption

Test results according to EN ISO 354. Classification according to EN ISO 11654.

α_p , Practical sound absorption coefficient



- Industry Modus S 50 mm, 50 mm o.d.s.
 - Industry Modus S 50 mm, 200 mm o.d.s.
 - ⋯ Industry Modus S 100 mm, 100 mm o.d.s.
 - - - Industry Modus S 100 mm, 200 mm o.d.s.
- o.d.s = overall depth of system

THK mm	o.d.s. mm	α_p , Practical sound absorption coefficient						α_w	Sound absorption class
		125 Hz	250 Hz	500 Hz	1000 Hz	2000 Hz	4000 Hz		
50	50	0.15	0.65	0.95	1.00	1.00	1.00	0.95	A
50	200	0.40	0.90	1.00	0.95	1.00	1.00	1.00	A
100	100	0.50	1.00	1.00	1.00	1.00	1.00	1.00	A
100	200	0.60	1.00	1.00	1.00	1.00	1.00	1.00	A

THK mm	o.d.s. mm	NRC	SAA
50	50	0.90	0.93
100	100	1.10	1.07
100	200	1.10	1.07
100	400	1.05	1.03



INDOOR AIR QUALITY

Certificate / Label	
Eurofins Indoor Air Comfort®	IAC Gold
French VOC	A+



CRADLE TO CRADLE CERTIFIED®

This product is Cradle to Cradle Certified® at Bronze level (version 4.0).



MATERIAL HEALTH

This product has received a C2C Certified Material Health Certificate™ at the Silver level (standard version 4.0). The C2C Certified Material Health Certificate™ is a verification of the health and safety of a product's composition using the Material Health requirements of the Cradle-to-Cradle Certified Product Standard.



CARBON FOOTPRINT

Life-cycle stages A1 to C4 from EPD, in conformity with ISO 14025 / EN 15804

	kg CO ₂ equiv/m ²
Industry Modus S 50mm	2,35
Industry Modus S 100mm	4,44



CIRCULARITY

Minimum post-consumer recycled content (50 mm)	60%
Minimum post-consumer recycled content (100 mm)	63%
Recyclability	Fully recyclable



FIRE SAFETY

The glass wool core of the tiles is tested and classified as non-combustible according to EN ISO 1182.

Country	Fire standard	Class
Europe	EN 13501-1	A2-s1,d0



HUMIDITY RESISTANCE

Class C, relative humidity 95% and 30°C, according to EN 13964:2014



VISUAL APPEARANCE

S White 190, nearest NCS colour sample S 0500-N, 80% light reflectance. S Grey 981, nearest NCS colour sample S 2502-Y, 45% light reflectance. S Black 970, nearest NCS colour sample S 8502-Y, 4% light reflectance. S Nature, 60% light reflectance. Slight colour differences can occur.



CLEANABILITY

Weekly dusting and vacuum cleaning



ACCESSIBILITY

The tiles are easily demountable. Minimum demounting depth according to installation diagrams.



INSTALLATION

Installed according to installation diagrams, installation guides and drawing aid. For information regarding minimum overall depth of system see quantity specification.



PACKAGING INFORMATION

Information is indicative and subject to change.

	Edge	Panels / crt	m ² / crt
1200x600x50	A	16	11.52
1200x1200x50	A	8	11.52
1200x1200x100	A	4	5.76



SYSTEM WEIGHT

Weight information is indicative and subject to variation.

	kg/m ²
Industry Modus S 50 mm	1,5
Industry Modus S 50 mm + Connect Grid System	2,5
Industry Modus S 100 mm	3,0
Industry Modus S 100 mm + Connect System Grid	4,0



MECHANICAL PROPERTIES

See table about Max live load and Min load bearing capacity and Functional demands, Mechanical properties at www.ecophon.com.




CE

Ecophon ceiling systems are CE marked according to the European harmonized standard EN13964:2014. CE marked construction products are covered by a Declaration of Performance (DOP) which enables customers and users to easily compare performance of products available on the European market.

COLOURS AND DESIGN

Ecophon Industry™ Modus



S White 190



S Black 970

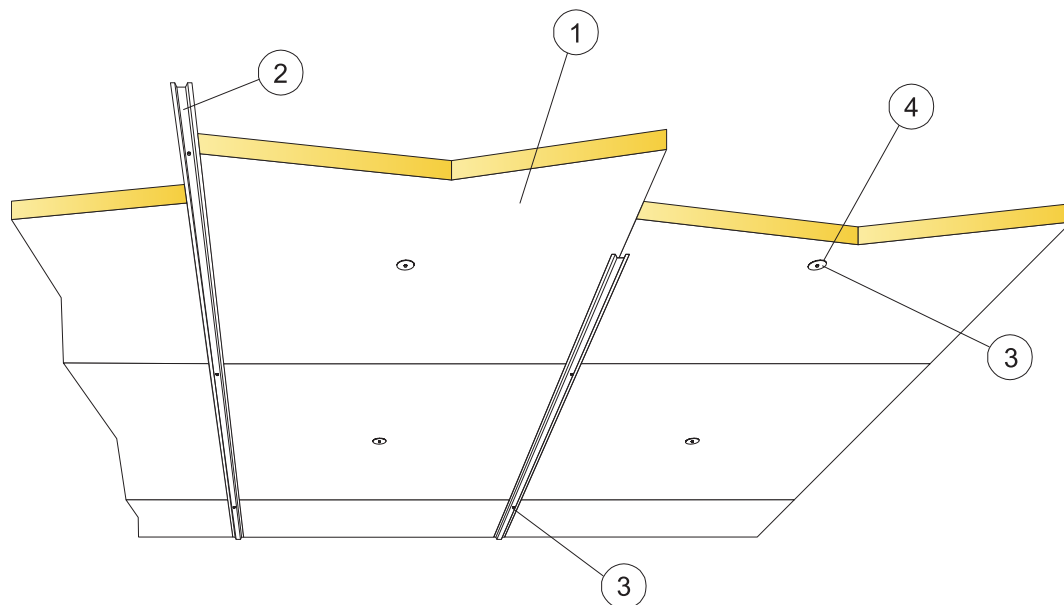


S Grey 981



Natural

Screwed installation

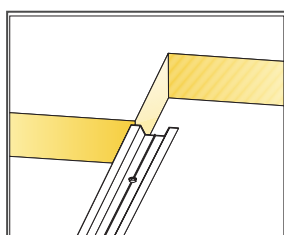
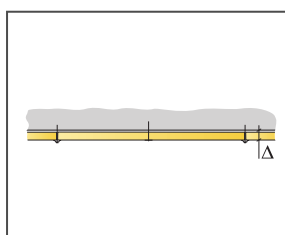


© Ecophon Group

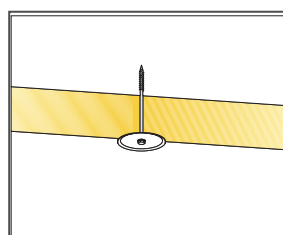
Installation diagram (M22) for Ecophon Modus with Inline carrier

Quantity specification (excl. wastage)

		Size, mm	
		1200x600	1200x1200
1	Industry Modus	1,4/m ²	0,7/m ²
2	Connect Inline carrier, installed at 1200 mm centres	0,9m/m ²	0,9m/m ²
3	Connect Screw (for light weight concrete, concrete or metal)	2,3/m ²	1,6/m ²
4	Connect Washer	1,4/m ²	0,7/m ²
Δ Min. overall depth of system: 50 or 100 mm			
δ Min. demounting depth: The system is non-demountable			



Profiles support tiles in one direction

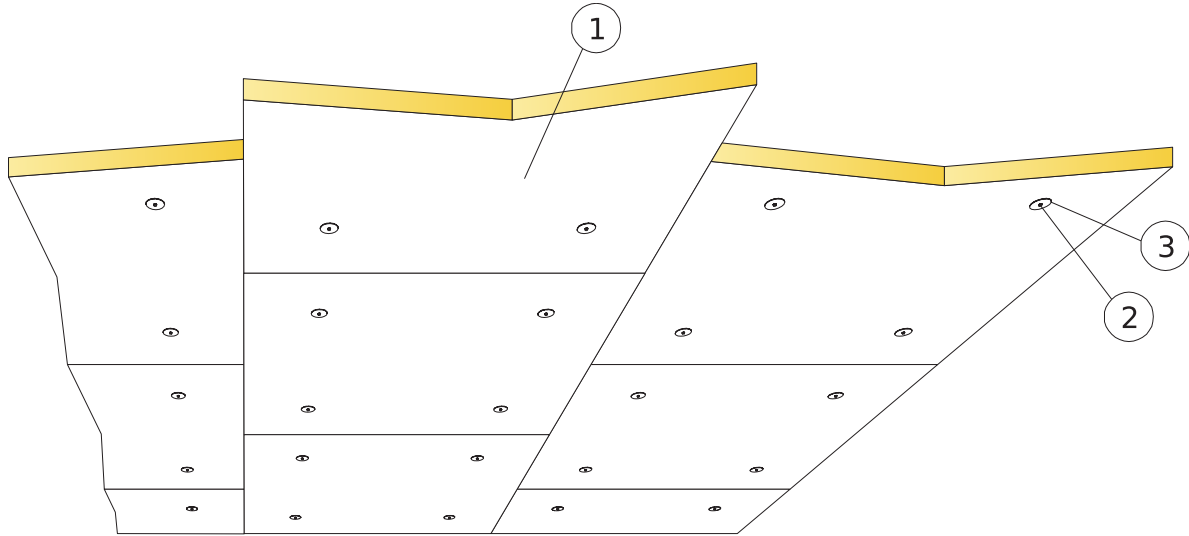


Screw and washer in centre of tiles

Size, mm	Max live load (N)	Min load bearing capacity (N)
1200x600x50	-	-
1200x1200x50	-	-
1200x1200x100	-	-

Live load/load bearing capacity

Screwed installation

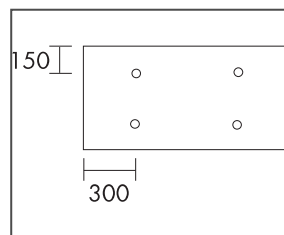
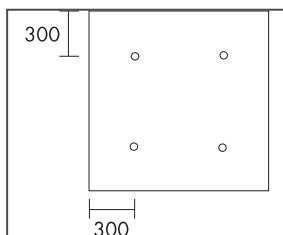
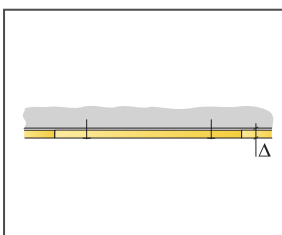


© Ecophon Group

Installation diagram (M23) for Ecophon Modus with Screw and washer

Quantity specification (excl. wastage)

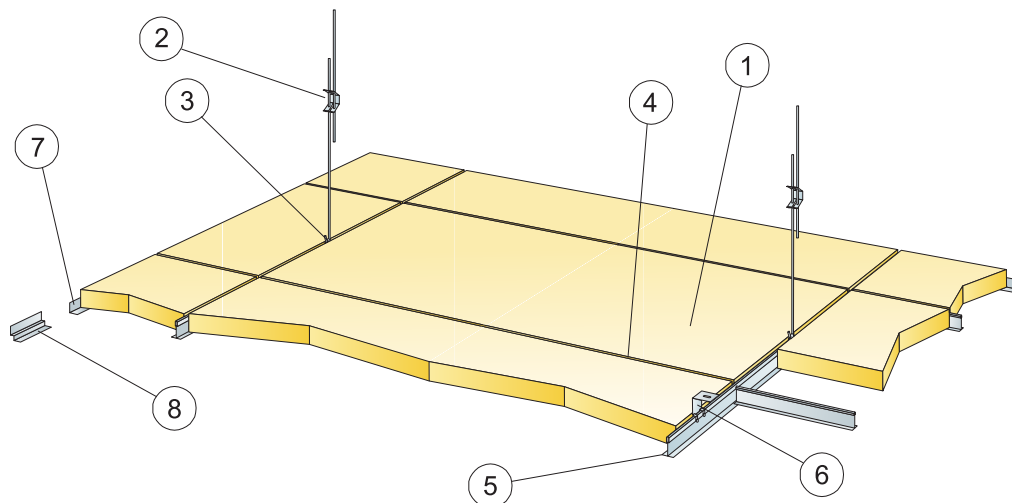
		Size, mm	
		1200x600	1200x1200
1	Industry Modus	1,4/m ²	0,7/m ²
2	Connect Screw (for light weight concrete, concrete or metal)	5,6/m ²	2,8/m ²
3	Connect Washer	5,6/m ²	2,8/m ²
Δ Min. overall depth of system: 50 or 100 mm			
δ Min. demounting depth: The system is non-demountable			



Size, mm	Max live load (N)	Min load bearing capacity (N)
1200x600x50	-	-
1200x1200x50	-	-
1200x1200x100	-	-

Live load/load bearing capacity

Suspended ceiling

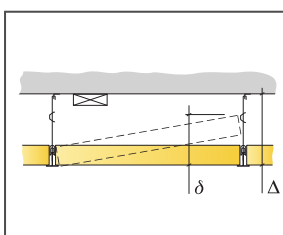


© Ecophon Group

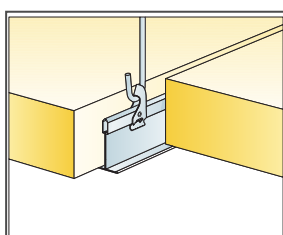
Installation diagram (M44) for Ecophon Industry Modus, 2- or 4- sided support

Quantity specification (excl. wastage)

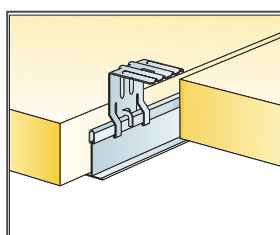
	Size, mm	
	1200x600	1200x1200
1 Industry Modus	1,4/m ²	0,7/m ²
2 Connect Adjustable hanger, installed at 1200 mm centres (only 4-sided support)	0,7/m ²	0,7/m ²
3 Connect Hanger Clip (not to be used in swimming hall environments)	0,7/m ²	0,7/m ²
4 Connect T24 Cross tee, L=1200, installed at 1200 or 600 mm centres (only 4-sided support)	1,7m/m ²	0,9m/m ²
5 Connect T24 Main runner, installed at 1200 mm centres (only 4-sided support)	0,9m/m ²	0,9m/m ²
6 For direct installation: Connect Direct Bracket, installed at 1200 mm centres	0,7/m ²	0,7/m ²
7 Connect Angle trim, fixed at 300 mm centres	as required	as required
8 Connect Shadow-line trim, fixed at 300 mm centres	as required	as required
Δ Min. overall depth of system: 50, 80 or 100 mm with Direct fixing bracket. 100 mm with Adjustable hanger.		
δ Min. demounting depth: 150 mm for 50 mm thickness. 250 mm for 100 mm thickness.		



See Quantity Specification



Suspension with adjustable hanger and clip

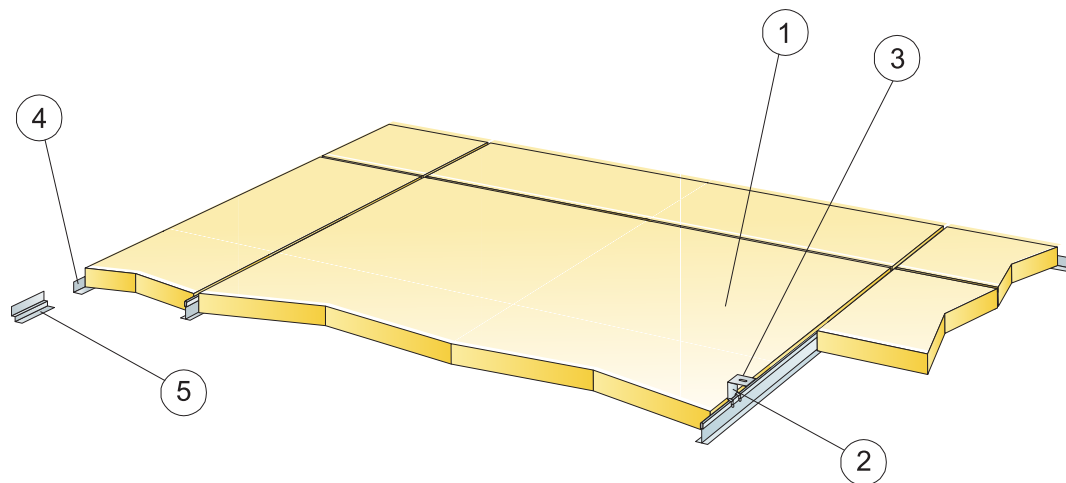


Suspension with direct bracket

Size, mm	Max live load (N)	Min load bearing capacity (N)
1200x600x50	40	160
1200x1200x50	40	160
1200x1200x100	40	160

Live load/load bearing capacity

Installation with main runners

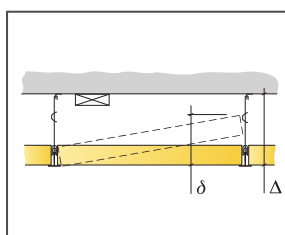


© Ecophon Group

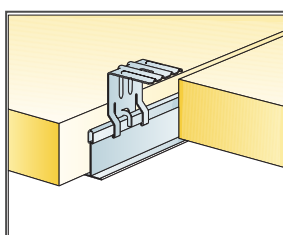
Installation diagram (M444) for Ecophon Industry Modus, 2-sided support

Quantity specification (excl. wastage)

	Size, mm	
	1200x600	1200x1200
1 Industry Modus	1,4/m ²	0,7/m ²
2 Connect T24 Main runner, installed at 1195 mm centres (only 2-sided support)	0,9m/m ²	0,9m/m ²
3 For direct installation: Connect Direct Bracket, installed at 1200 mm centres	0,7/m ²	0,7/m ²
4 Connect Angle trim, fixed at 300 mm centres	as required	as required
5 Connect Shadow-line trim, fixed at 300 mm centres	as required	as required
Δ Min. overall depth of system: 50, 80 or 100 mm with Direct fixing bracket.		
δ Min. demounting depth: The system is non-demountable		



See Quantity Specification



Suspension with direct bracket

Size, mm	Max live load (N)	Min load bearing capacity (N)
1200x600x50	40	160
1200x1200x50	40	160
1200x1200x100	40	160

Live load/load bearing capacity